



COMPUTING WITH ACCENTS, SYMBOLS & FOREIGN SCRIPTS

TLT Home : TLT Suggestions

HOME | BY LANGUAGE | BASICS | ACCENTS | WEB DEVEL |
GLOSSARY | SITE MAP | LOCATION: [Accents](#) » Macintosh Codes

Accent Codes for the Macintosh

[View Windows ALT Codes](#) | [View Mac Extended Codes](#) | [Mac Character Palette](#)

This page list codes for accented letters and other characters. The list is organized by type. These tables show select codes only, not all possible codes.

This Page

1. [Letters with Accents](#) – (e.g. ó, ò, ñ)
2. [Other Foreign Characters](#) – (e.g. ç, ÿ, ß)
3. [Currency Symbols](#) – (e.g. ¢, £, ¥)
4. [Math Symbols](#) – (e.g. ±, °, ÷)
5. [Other Punctuation](#) – (e.g. &, ©, §)
6. Extra Accents: [Extended Keyboard for OS X](#) – (e.g. Ā, ý, ě) [New Page](#)
7. Extra Math and Phonetic Symbols: [Character Palette](#) (e.g. ə, ŋ, ∇, ∈, ⊕, ∂) [New Page](#)

Letters with Accents

This list is organized by **Accent** type. The sample shows a letter with that accent, and the **Notes** present any special comments about using that accent.

For the Template, the **symbol "V" means any vowel**. The format is to hold the first two keys down simultaneously, release, then type the vowel you wish to be accented.

ACCENT	SAMPLE	TEMPLATE	NOTES
Acute	ó Ó	Option+E, V	
Circumflex	ô Ô	Option+I, V	
Grave	ò Ò	Option+`, V	
Tilde	õ Õ	Option+N, V	Only works with "n,N,o,O,a,A"
Umlaut	ö Ö	Option+U, V	

Example 1: To input the letter ó, hold down the **Option** key, then the E key. Release both keys then type lowercase o.

Example 2: To input the letter Ó, hold down the **Option** key, then the E key. Release all three keys then type capital O.

Other Accent Marks

See the [Extended Keyboard Page](#) for additional accent marks

[Top of Page](#)

Other Foreign Characters

To insert these characters, press the **Option** key (bottom of keyboard) then other "code" key to make the symbol appear.

SYMBOL	NAME	CODE
	Upside down	

¡	Upside-down exclamation mark	Option+1
¿	Upside-down question mark	Shift+Option+?
Ç,ç	French C cedille (caps/lowecase)	Shift+Option+C Option+C
Œ,œ	OE ligature (caps/lowecase)	Shift+Option+Q Option+Q
ß	German Shapr/Double S	Option+S
Ø,ø	Nordic O slash (caps/lowecase)	Shift+Option+O Option+O
Å,å	Nordic A ring (caps/lowecase)	Shift+Option+A Option+A
Æ,æ	AE ligature (caps/lowecase)	Shift+Option+' (apostrophe key) Option+'
« »	Spanish/French quotation marks	Option+\ Shift+Option+\

Example 1: To input French ç (**Option+C**), hold down the **Option**, then the **C** key. The ç will appear.

Example 2: To input French Ç (**Shift+Option+C**), hold down the **Shift** key, then the **Option** key, then the **C** key. The Ç will appear.

Other Characters

- See the [Extended Keyboard Page](#) for additional characters
- See the [Character Palette Page](#) for additional phonetic symbols

[Top of Page](#)

Currency Symbols

To insert these characters, press the **Option** key (bottom of keyboard) then other "code" key to make the symbol appear.

SYMBOL	NAME	CODE
¢	Cent sign	Option+4
£	British Pound	Option+3
¥	Japanese Yen	Option+Y
€	Euro Sign.	Shift+Option+2 May not be in older fonts.
f	Dutch Florin	Option+F

Other Symbols

See the [Character Palette Page](#) for additional currency symbols

[Top of Page](#)

Math Symbols

To insert these characters, press the **Option** key (bottom of keyboard) then other "code" key to make the symbol appear.

SYMBOL	NAME	CODE
÷	Division sign	Option+ /
±	Plus/minus sign	Shift+Option+=
°	The degree symbol	Shift+Option+8
¬	"not" symbol	Option+L
≥	Greater than or equal to	Option+>
≤	Lesser than or equal to	Option+<
√	square root radical sign	Option+V
Π	Pi symbol	Option+P
∞	Infinity symbol	Option+5
≈	Approximately	Option+X
Δ	Delta/Difference	Option+J
Σ	Sum Sign	Option+W
∫		

Π	Product Pi Symbol	Shift+Option+P
Ω	Ohm sign	Option+Z
μ	Micro	Option+M
∂	Partial Derivative	Option+D
∫	Integral Sign	Option+B
‰	Per Mil (1/1000) Sign	Shift+Option+R

Other Symbols







See the [Character Palette Page](#) for additional math symbols

[Top of Page](#)

Other Punctuation

To insert these characters, press the **Option** key (bottom of keyboard) then other "code" key to make the symbol appear.

SYMBOL	NAME	CODE
©	Copyright symbol	Option+G
®	Registered	Option+R
™	Trademark	Option+2

	Paragraph Symbol	Option+7
	Dot	Option+8
	Section Symbol	Option+6
	en-dash. Option, then minus sign	Option+ -
	em-dash	Shift+Option+ -
	Dagger	Option+T

Other Symbols

See the [Character Palette Page](#) for additional symbols

[Top of Page](#)

Last Modified: Friday, 27-Jun-2008 14:46:09 EDT